

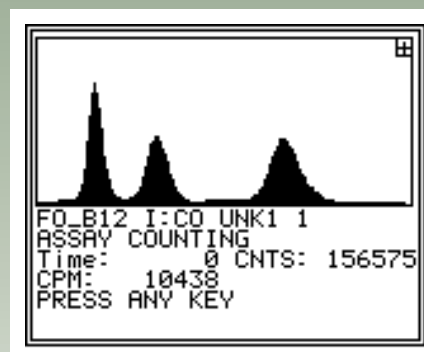
The Genesys Gamma-1™

Single detector RIA gamma counter



Performance you would expect from an expensive multi-well counter!

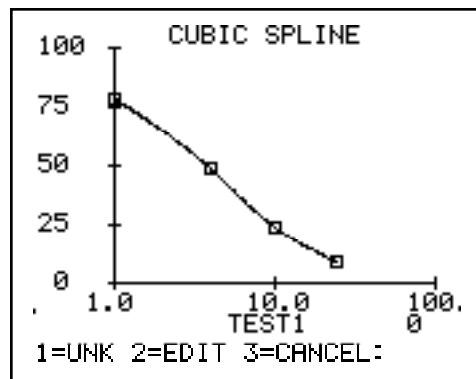
- Data Reduction for all RIA, IRMA, Screening and Ratio assays.
- Simultaneous dual label counting (count Folate/B12 once).
- Automatic high voltage gain adjustment avoids costly service calls.
- Complete system self diagnostics.
- View isotope spectra directly and avoid contamination and spilldown errors.
- Well-type NaI(tl) detector for higher efficiency through-hole detectors; >80% (shorter count time).
- LCD display of curves, spectra, etc. saves paper and costly reports.
- Recall counts automatically stores last assay run in memory.
- Compact size.
- Economical price.



I125 and Co57 are counted simultaneously; spilldown is automatically subtracted.

Since 1983, LTI has been a leader in the gamma counter market. More leading laboratories worldwide have come to rely on the Genesys™ series due to its superior quality, accuracy and day to day reliability. The Gamma-1™ delivers these outstanding qualities in a compact, low cost package to the smaller volume laboratory.

Data Reduction

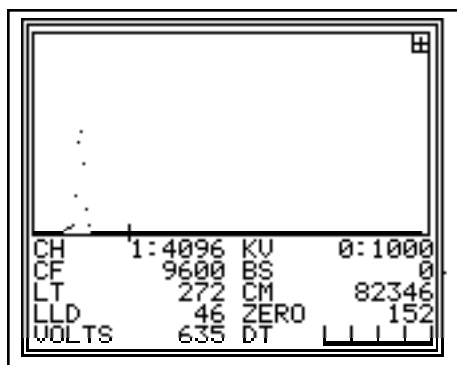


Curvefits: Point to Point, Weighted Straight Line, Straight Line, Cubic Spline.

Graph Paper: Linear-Linear, Semi-Log, Logit-Log.

Response Variables: CPM, %B/Bo, %CPM/HiSTD, K x (CPM/REF1). The power to calculate any RIA, IRMA, Ratio or screening assay.

Calibration




Simply insert a Co57 source, touch automatic calibration and the Gamma-1 does the rest.

High voltage, zero, dead time and linearity are automatically calibrated.

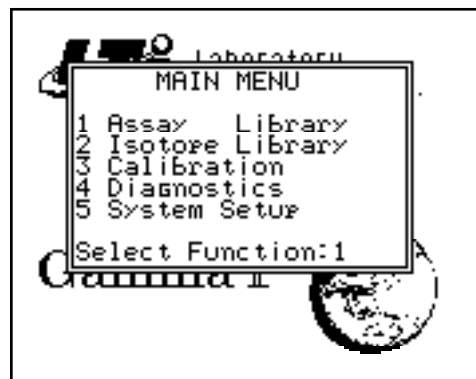
The powerful 4096 channel analyzer at the heart of the Gamma-1 assures you of accuracy and confidence in your assay results.

Assay Printout



Just plug a printer into the serial port to get highly detailed assay printouts. No print drivers to load.

Software



Simple, easy to understand software is displayed in menu format on the 4.5 inch LCD display.

The alpha numeric keypad makes data entry and system operation quick and convenient.

Specifications:

Detector

Well-type NaI(tl) crystal coupled to high gain PMT.

Shielding

.75" (19mm) virgin lead.

Analyzer

4096 channels automatic dead time correction.

Well Liner

Removable plastic well liner prevents detector contamination.

Display

Backlit LCD 4.5" (11.25cm) diagonal.

Printout

Serial port connects to a full page serial printer (optional).

Keypad

Alpha numeric.

Dimensions

Base Unit – 10.5" (27cm) W x 8.5" (22 cm) D x 10" (25 cm) H.

Detector – 6" (15 cm) D x 10" (25 cm) H.

Weight

32lbs. (14.5 kg).

Power

100-240 VAC 50-60Hz



43W900 Route 64
Maple Park, IL 60151
800.542.1123
630.365.1000
630.365.9687 Fax
www.labtechinc.com

MADE IN THE USA