

GAFCHROMIC®

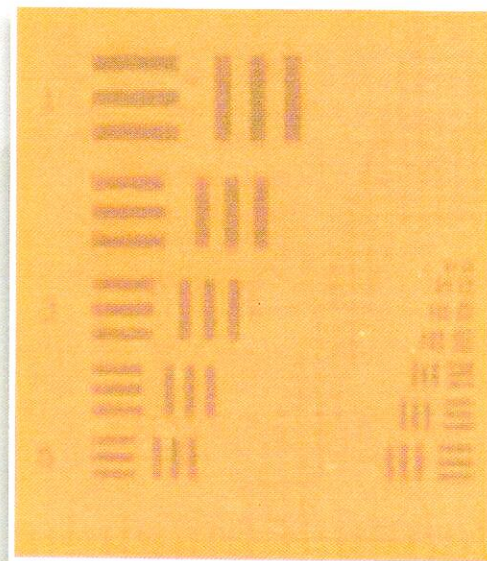


# XR QA2

FOR RADIOLOGY QA TESTS

GAFCHROMIC® XR-QA2 is designed specifically as a QA tool for radiology in a processor-less environment. XR-QA2 film is available in two sizes: 10" x 12" and 8" x 10". 10 sheets per package. It can be cut to various sizes and can be handled in room light.

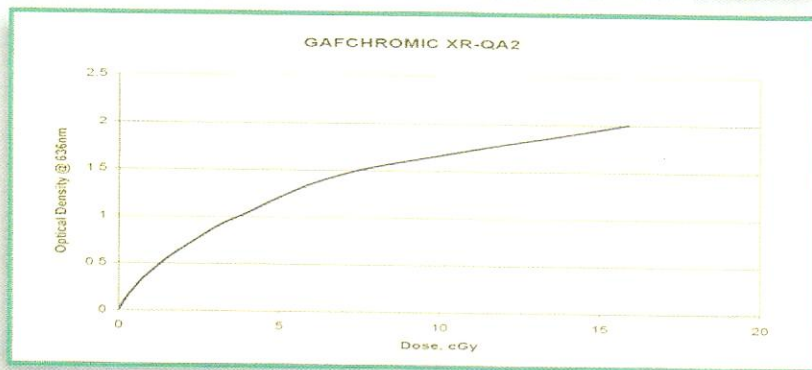
## FEATURES

- No processor required
- Instant calibration results
- High data integrity
- Improved contrast
- Sensitive to dose range 0.1 cGy to 20 cGy
- Two convenient film sizes to choose from
- Cost effective, easy to use
- Can be handled in room light



### Imaging detail with high resolution and contrast

State-of-the-art quality production techniques for XR-QA2 assure consistent and reliable high contrast results, with imaging detail at greater than 5000 dpi. Results are easy to read; and data is easy to understand.



Sensitometric response of GAFCHROMIC® film, type XR-QA2

DOSE RANGE	ENERGY RANGE	CONFIGURATION	SUBSTRATE	ACTIVE LAYER THICKNESS
0.1 cGy to 20 cGy	~ 20 KVp to 200 KVp	3-layer laminate substrate-active layer-substrate	White polyester- 97 microns Yellow polyester- 97 microns	25 microns