




**INTERNATIONAL SPECIALTY PRODUCTS**


1361 Alps Road Wayne NJ 07470 • Tel: 973-628-4000



A BUSINESS UNIT OF ISP

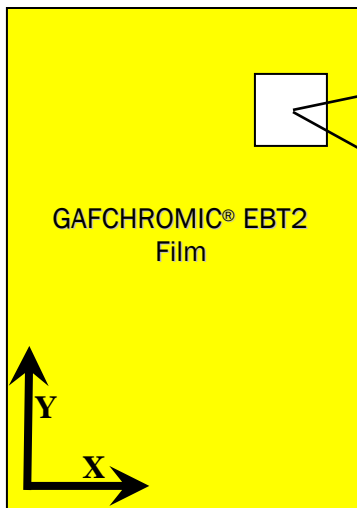
# GAFCHROMIC<sup>®</sup> EBT2 Scan Handling Guide

February 2009




## Orientation is important.

For quantitative dosimetry, it is recommended that **all** GAFCHROMIC® EBT2 films for the same analysis be scanned in the landscape orientation.




If you cut GAFCHROMIC® EBT2 film into small pieces and plan to use them for quantitative dosimetry, it is important that you keep track of their orientation with respect to the original sheet; and they should **all be scanned in the landscape orientation.**

Cutting a rectangular piece of film and placing a serial number in the upper right hand corner is an easy and effective way to keep track of the film orientation.



## Scanning Small Pieces of GAFCHROMIC® EBT2 Film on VIDAR® Medical Scanners


When utilizing a VIDAR® medical scanner to digitize small pieces of GAFCHROMIC® EBT2 film, you may use a GAFCHROMIC® EBT SLEEVE to keep the pieces in place and to scan them in the same plane.



## Important for Flatbed Scanners

1. Position the film in the center of the scanning bed
2. Choose either landscape or portrait orientation, but **be consistent**
3. It is preferable to scan in landscape orientation and in transmission mode
4. Scan in RGB mode – best results are obtained using the data from both the red and the blue color channels.

### EPSON® Expression® 10000XL Photo



If you are using an Epson® Expression®10000XL Photo flatbed scanner to digitize your films for quantitative film dosimetry, place the films at the center of the scan area. **Ensure that all the films are positioned exactly at the center of the scanning bed and scanned in the same orientation.** The film scan area and image resolution must also remain consistent to ensure accurate results.

### EPSON® Expression® 10000XL Photo (with the EBT-EASEL)


The GAFCHROMIC® EBT-EASEL is designed to position the GAFCHROMIC® EBT2 film in the center of the scan bed. Please install the **transparency guide** that is supplied with the scanner. The **easel** should be aligned against the **reference point** on the transparency guide.





**INTERNATIONAL SPECIALTY PRODUCTS**

1361 Alps Road Wayne NJ 07470 • Tel: 973-628-4000



A BUSINESS UNIT OF ISP

## VIDAR® DosimetryPRO® Advantage (Red)

If you are using a VIDAR® DosimetryPRO® Advantage (Red) to digitize your films for quantitative film dosimetry, insert the film in a clear polyester sleeve and place the sleeve in the **landscape** view. **Scan all films in the same position and orientation.** The film scan area and image resolution should remain consistent to ensure accurate results.



**If you find inconsistencies in your collected data, please contact us IMMEDIATELY at 1-877-591-7884.**

GAFCHROMIC is registered trademark of the ISP group. VIDAR and DosimetryPRO are registered trademarks of VIDAR Systems Corporation; and EPSON and EPSON Expression are registered trademarks of SEIKO EPSON Corporation. © 2009 International Specialty Products. Designed & Printed in USA.

The information contained in this brochure and the various products described are intended for use only by persons having technical skill and at their own discretion and risk after they have performed necessary technical investigations, tests and evaluations of the products and their uses. While the information herein is believed to be reliable, we do not guarantee its accuracy and a purchaser must make its own determination of a product's suitability for purchaser's use, for the protection of the environment, and for the health and safety of its employees and the purchasers of its products. Neither ISP nor its affiliates shall be responsible for the use of this information, or of any product, method, formulation, or apparatus described in this brochure. Nothing herein waives any of ISP's or its affiliates' conditions of sale, and WE MAKE NO WARRANTY, EXPRESS OR IMPLIED, OF MERCHANTABILITY OR FITNESS OF ANY PRODUCT FOR A PARTICULAR USE OR PURPOSE. We also make no warranty against infringement of any patents by reason of purchaser's use of any information, product, method or apparatus described in this brochure.